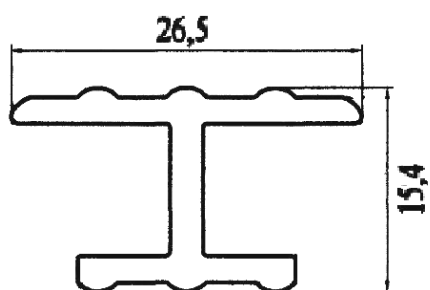
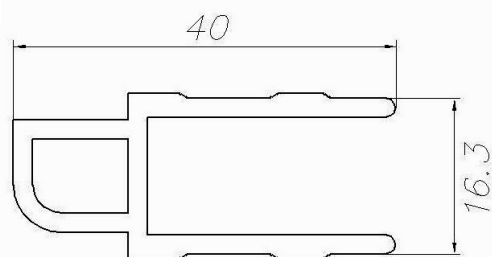


Алюминиевый профиль для производства лодок и лодочных мачт

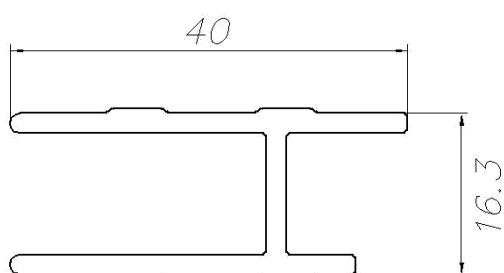
AT-968
T= 2
m = 0.321



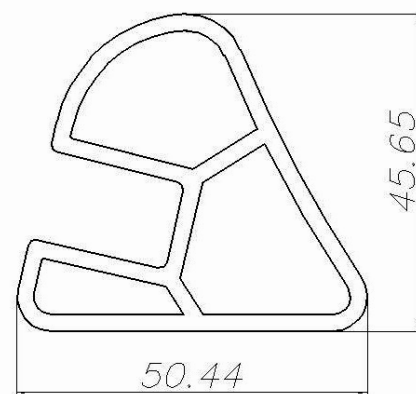
AT-1186
T= 2
m = 0.561



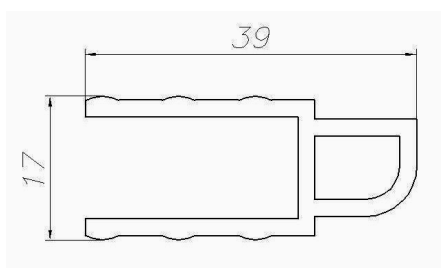
AT-1187
T= 2
m = 0.501



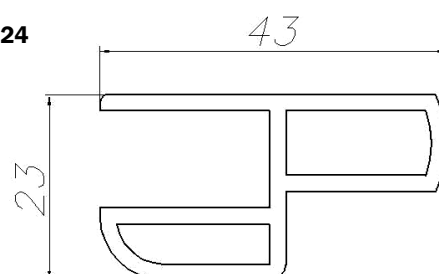
AT-1213
T= 2.4
m = 1.335



AT-1214
T= 2
m = 0.539

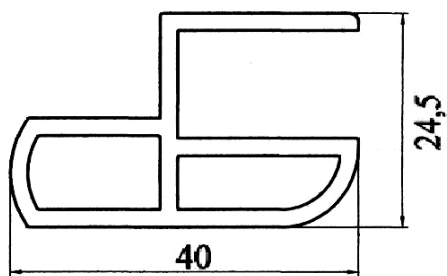


AT-1346
T= 2
m = 0.724



Алюминиевый профиль для производства лодок и лодочных мачт

AT-1955
T= 2
m = 0.704



AT-2057
T= 2.5
m = 1.342

